


How to book an appointment for enrolment at the Office of Educational Affairs?

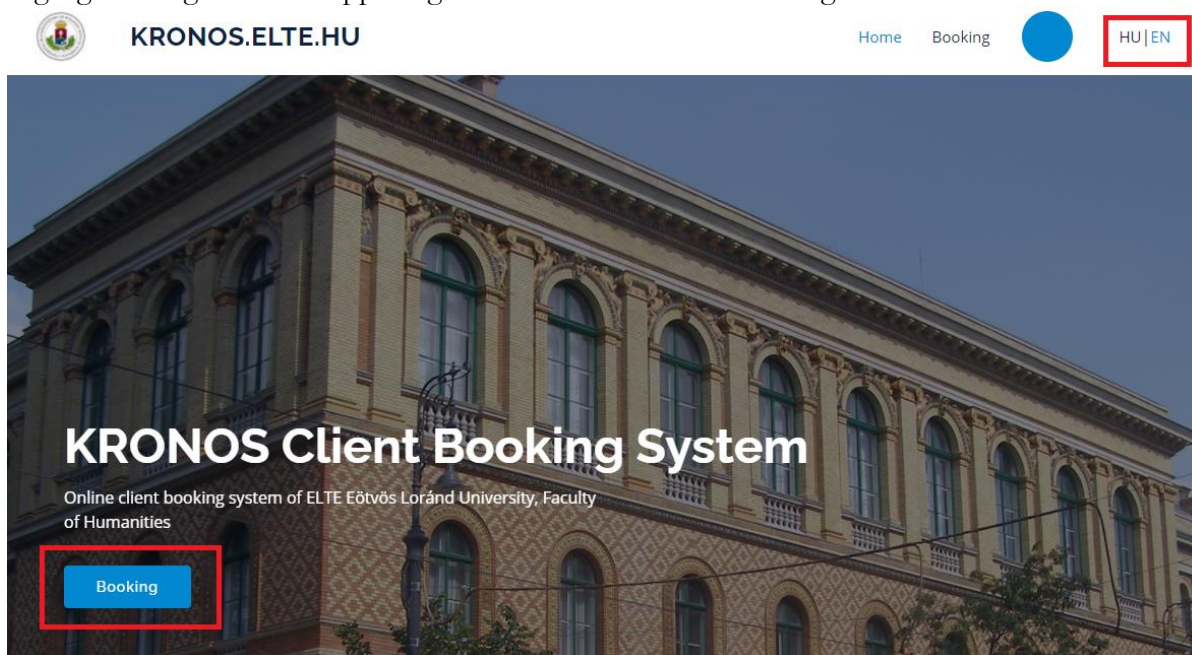
1. Go to kronosz.elte.hu.

2. The Login page is in Hungarian, but please, do not get scared. 😊 You have to click on the big N and you can log in with your Neptun ID (Neptun code) and the password you generated for it. (If you have not generated a Neptun password yet, please read the letter about the Neptun password sent to you on 28 July 2021 by the Department of International Affairs, and follow the instructions.)

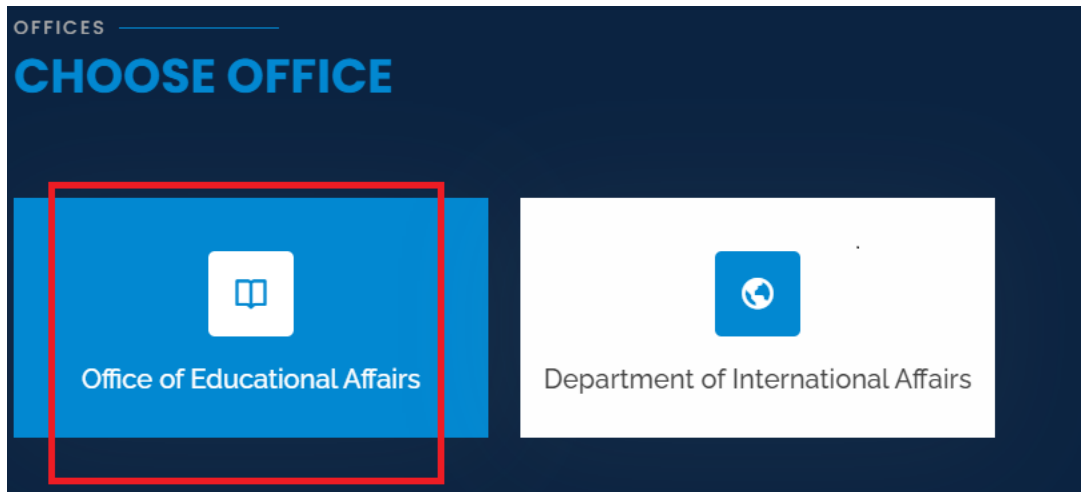


©2021ELTE INFORMATIKAI IGAZGATÓSÁG Minden jog fenntartva.

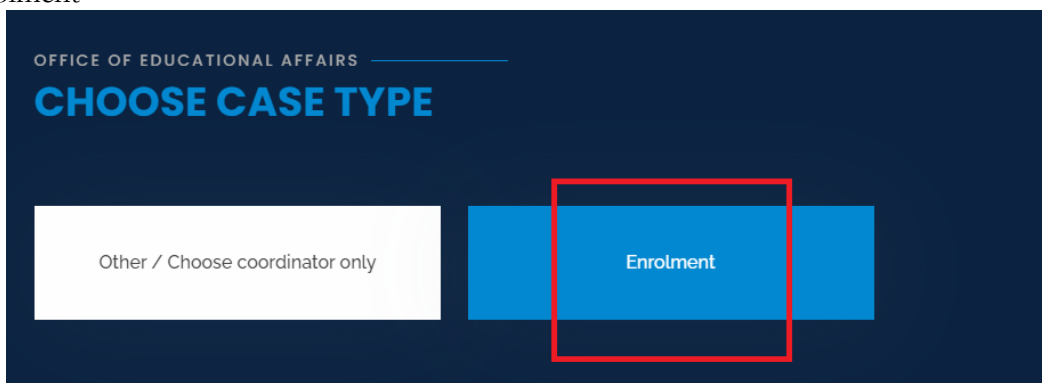
3. Set the language to English in the upper-right corner and click on 'Booking'.



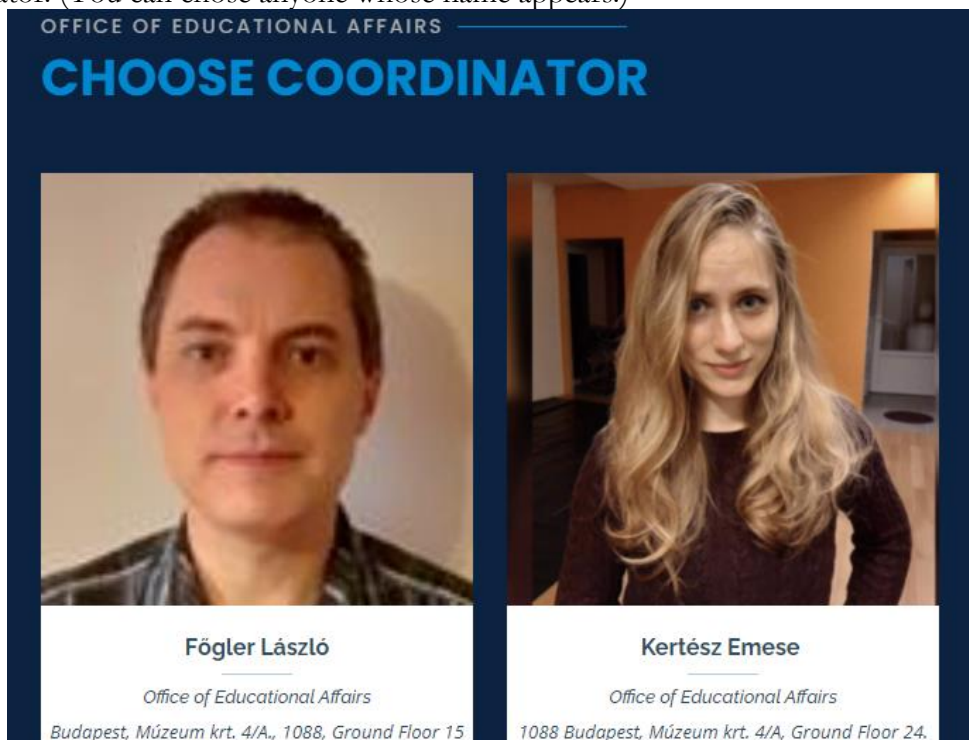
4. Choose the **Office of Educational Affairs**. Please note that you have to book an appointment for REGISTRATION to the other office (Department of International Affairs) on **ANOTHER surface**. Please make sure that you click on the **Office of Educational Affairs** here.



5. Click on 'Enrolment'



6. Chose a coordinator. (You can chose anyone whose name appears.)



7. Chose a time slot. You can choose **only 1 appointment!**



8. Read the information in the pop-up window carefully, and finalise your appointment by clicking on 'Book'.

Book time slot

Office: Office of Educational Affairs

Case type: Enrolment

Coordinator: Kertész Emese

Time slot: Friday, 3 September, 2021, 09:10 - 09:20

Venue: 1088 Budapest, Múzeum krt. 4/A, Ground Floor 24.

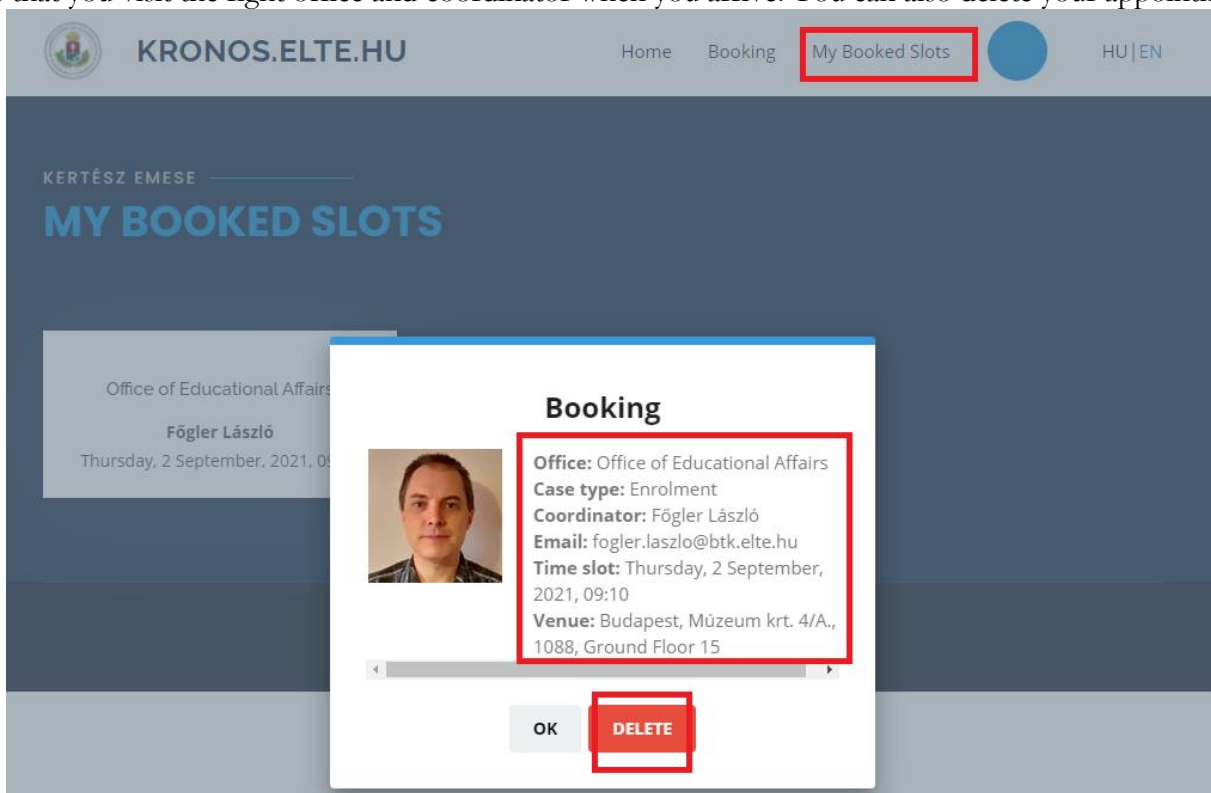
Message to the coordinator (optional):

BOOK

CANCEL

9. You will get an automatic message with the details of your appointment. A checklist will be attached to this email. Please read the email and the attachment carefully.

10. You find your booked appointment under 'My booked slots'. Click on the appointment to see the details. Please, make sure that you visit the right office and coordinator when you arrive. You can also delete your appointment here.



11. Please, note that you can book or delete an appointment only until 24 hours before the chosen slot. Please, wear a mask when you enter the building.